

The background features a stylized world map composed of a grid of blue dots. Overlaid on this are various digital elements: vertical blue bars of varying heights, red and orange circles, and thin white lines connecting some of the dots. The overall aesthetic is futuristic and data-driven.

WORLDLINE

Q3 2018 RESULTS

Monday, October 22 2018

FINANCIAL COMMUNICATION

Worldline

Disclaimer

- This document contains forward-looking statements that involve risks and uncertainties, including references, concerning the Group's expected growth and profitability in the future which may significantly impact the expected performance indicated in the forward-looking statements. These risks and uncertainties are linked to factors out of the control of the Company and not precisely estimated, such as market conditions or competitors behaviors. Any forward-looking statements made in this document are statements about Worldline' beliefs and expectations and should be evaluated as such. Forward-looking statements include statements that may relate to Worldline' plans, objectives, strategies, goals, future events, future revenues or synergies, or performance, and other information that is not historical information. Actual events or results may differ from those described in this document due to a number of risks and uncertainties that are described within the 2017 Registration Document filed with the Autorité des Marchés Financiers (AMF) on March 21, 2018 under the filing number: D.18-0163, and its update filed with the AMF on August 1, 2018 under the registration number: D.18-0163-A01. Worldline does not undertake, and specifically disclaims, any obligation or responsibility to update or amend any of the information above except as otherwise required by law.
- Revenue organic growth and OMDA are presented at constant scope and exchange rates, and restated for the impacts of IFRS 15. 2018 objectives have been considered with exchange rates as of December 31, 2017.

Disclaimer

- The Forrester Wave™ is copyrighted by Forrester Research, Inc. Forrester and Forrester Wave™ are trademarks of Forrester Research, Inc. The Forrester Wave™ is a graphical representation of Forrester's call on a market and is plotted using a detailed spreadsheet with exposed scores, weightings, and comments. Forrester does not endorse any vendor, product, or service depicted in the Forrester Wave™. Information is based on best available resources. Opinions reflect judgment at the time and are subject to change. Finally, please confirm that this slide will only be used in live presentations, and that it won't be used in a comparative/negative context against other companies.
- Global Business Lines include Merchant Services (in Argentina, Belgium, Brazil, Czech republic, France, Germany, India, Luxembourg, Malaysia, Poland, Spain, Sweden, The Netherlands, United Kingdom, USA), Financial Services (in Belgium, China, Estonia, Finland, France, Germany, Hong Kong, Indonesia, Italy, Latvia, Lithuania, Luxembourg, Malaysia, Singapore, Spain, Taiwan, The Netherlands and the United Kingdom.), and Mobility & e-Transactional Services (in Argentina, Austria, Belgium, Chile, China, France, Germany, Spain, The Netherlands and United Kingdom).
- This document does not contain or constitute an offer of Worldline's shares for sale or an invitation or inducement to invest in Worldline's shares in France, the United States of America or any other jurisdiction.

HIGHLIGHTS

THIRD QUARTER 2018

Gilles Grapinet
CEO Worldline

A VERY SOLID THIRD QUARTER



Q3 2018 revenue:
€411m
+6.3%

Perfectly in line
with the full year
target

Worldline
& **SIX**

Strong priority to
the successful
completion of the
SIX closing and the
intense **integration**
preparation.

Usual monitoring
of all potential value
creative **acquisition**
opportunities in
the medium term
in Europe.



Continued **robust**
commercial activity:

- Many **mid-size to very large** outsourcing **opportunities**



Confirmed **market**
appetite for Worldline's
latest innovative offers
such as

- Open payment for transport
- PSD / Instant Payments

Update on SIX Payment Services strategic acquisition: Combined General Meeting of shareholders convened for November 30, 2018 “Day-1 Readiness” pre-integration program well on track

Reminder of the key features of the strategic partnership signed on May 15, 2018:

- *Worldline to acquire SIX Payment Services (SPS), one of the largest payment service providers in Europe and the DACH region payment champion, for €2.3bn.*
- *SIX to become a 27% shareholder of Worldline, with Atos retaining a majority stake of 51% in Worldline.*
- *A fundamental transformation of Worldline’s activity leading to a size increase of c. +30%.*
- *Very significant synergies (€110m expected by 2022) leading to an accretive transaction on EPS* as soon as 2019*

Closing of the transaction on track:

- ✓ Antitrust and regulation approvals
- ✓ Workers’ Council information and consultation process
- General Shareholders’ Meeting convened **November 30, 2018**

All pre-integration streams defined and launched

*: Earnings per share, after synergy implementation costs and before PPA amortization

ALL 2018 OBJECTIVES CONFIRMED

(these 2018 objectives do not include any impact from SIX Payment Services)

REVENUE

**Between 5% and 7%
organic growth for the full year**

OMDA

Between 22% and 23%

**FREE
CASH
FLOW**

**Between €200 million
and €210 million**

REVENUE

THIRD QUARTER 2018

Eric Heurtaux
CFO Worldline

Constant scope and exchange rate figures reconciliation

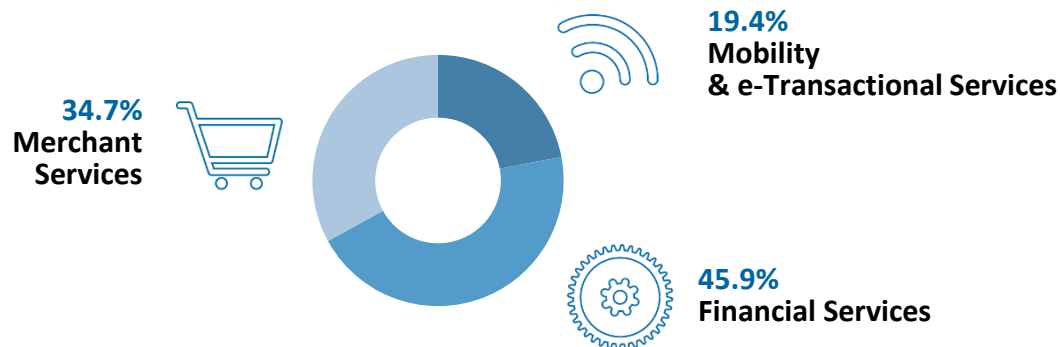
	Revenue					
<i>In € million</i>	Q3 2017	IFRS 15	Internal transfers	Scope effects	Exchange rates effects	Q3 2017*
Merchant Services	128.5	-0.1	-0.4	+9.8	-1.7	136.0
Financial Services	171.0	-3.4		+7.7	+0.3	175.5
Mobility & e-Transactional Services	86.2	-8.0	+0.4	+0.0	-3.6	75.0
Worldline	385.6	-11.6	-	+17.5	-5.1	386.5

* At constant scope and Sept 2018 YTD average exchange rates, restated for IFRS 15

Q3 2018 Revenue performance by Global Business Line

In € million	Revenue		
	Q3 2018	Q3 2017*	% Organic Growth
Merchant Services	142.4	136.0	+4.7%
Financial Services	188.5	175.5	+7.4%
Mobility & e-Transactional Services	79.8	75.0	+6.5%
Worldline	410.7	386.5	+6.3%

* At constant scope and Sept 2018 YTD average exchange rates, restated for IFRS 15



Q3 2018 Revenue performance by Global Business Line



+4.7%*

Merchant Services

Merchant Payment Services

- Positive impacts from change in product mix
- Good volumes in India
- Strong growth in number of transactions in the Netherlands and Central Europe
- Temporary slow down of payment terminal services (product range changes).

Merchant Digital Services

- Slight growth thanks to Digital Retail projects in the United Kingdom



+7.4%*

Financial Services

- **Issuing Processing:** increased volume of card transactions and strong increase in authentication services (ACS, 3D Secure);
- **Accounts Payments:** strong growth thanks to good SEPA payment transaction volumes, strong volume growth on iDeal scheme, project and non-recurring activities for instant and SWIFT payments.
- **Acquiring Processing:** more authorization volume and projects.
- **Digital Retail** roughly stable with the start of new digital banking projects and projects related to Access to Account (PSD2)



+6.5%*

Mobility & e-Transactional Services

Trusted Digitization:

- Good activity with government agencies and in healthcare transactional services
- Various implementations of Worldline Track & Trace solutions in the context of the EU Tobacco Product Directive

e-Consumer & Mobility:

- Implementations of Worldline "Contact" for large French banks;

e-Ticketing:

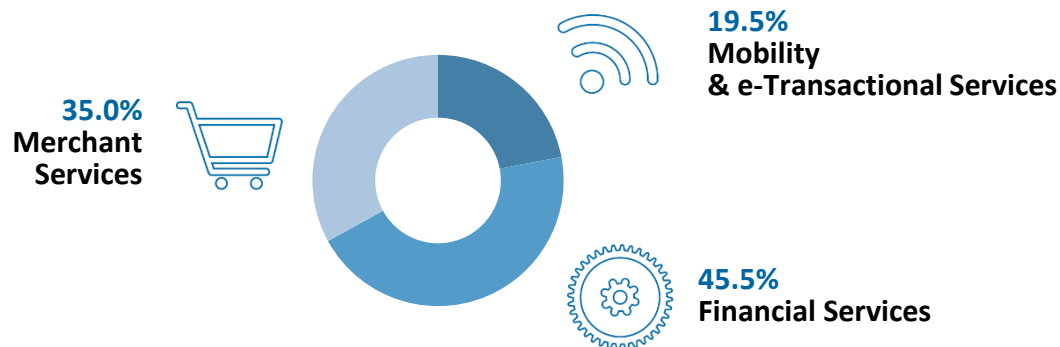
- Ramp up of Worldline Tap2Use contracts in France;
- Good business trends in Latin America,
- Lower project revenue in the UK.

*: at constant scope and September 2018 YTD exchange rates, restated for IFRS 15

September 2018 YTD revenue by Global Business Line

In € million	Revenue		
	Sep YTD 2018	Sep YTD 2017*	% Organic Growth
Merchant Services	429.8	411.3	+4.5%
Financial Services	560.2	521.9	+7.3%
Mobility & e-Transactional Services	239.4	227.3	+5.3%
Worldline	1,229.3	1,160.5	+5.9%

* At constant scope and Sept 2018 YTD average exchange rates, restated for IFRS 15



September 2018 YTD revenue by Global Business Line



+4.5%*

Merchant Services

Strong momentum in *Merchant Payment Services*:

- Strong revenue growth in Continental Europe: higher volumes of online acquiring and positive price and volume effects in other European countries;
- Double digit growth in India;
- Despite commercial success of VALINA, temporary slowdown of *Payment Terminal*.

Slight growth in *Merchant Digital Services*.



+7.3%*

Financial Services

Growth in all 4 business lines, fueled by high project activities:

- **Issuing and Acquiring Processing** supported by good volume growth combined with high project activity;
- **Account payments** benefited from strong volume growth and strong project activity for Instant Payments and SWIFT payments; Recognition of a large software license revenue;
- **Digital Banking** growth sustained by project activities



+5.3%*

Mobility & e-Transactional Services

- Double digit growth in **Trusted Digitization**: strong momentum in France thanks to new contracts signed in 2017; favorable business trends in Latin America;
- Growth in **e-Consumer & Mobility** fueled by Connected Living activities in Germany and in Iberia and WL Contact platform implementation projects in France;
- Despite good business growth in Latin America, significant decrease in **e-Ticketing** revenue, impacted by lower project revenue in the United Kingdom.

*: at constant scope and September 2018 YTD exchange rates, restated for IFRS 15

COMMERCIAL & OPERATIONAL PERFORMANCE

THIRD QUARTER 2018

Marc-Henri Desportes
Deputy CEO Worldline

Progressing on **SIX Payment Services** integration readiness

Using Worldline integration know-how and methods

Program to prepare day 1 readiness on track for Q4 closing

22 integration preparation streams

- 10 business streams
- 9 functional streams
- 3 strategic projects

Supported by a dedicated organization



Amount of **identified synergies confirmed**



Organizational blueprint designed



Day 1 readiness ensured



Regular Joint committee to oversee integration preparation

OBSERVATIONS ON LATEST BUSINESS TRENDS

Good acquiring transaction volume in Europe and the rest of the world (+9% like-for-like) in an overall dynamic market

Fast growth of alternative payment methods such as iDeal transactions in the Netherlands: +39%

Strong increase in mobile payment platforms with +80% e-Wallet payment transactions

Confirmed success of payment security offers such as Trusted Authentication and ACS (altogether +32%) driven by overall remote payment expansion

MAIN Q3 2018 SIGNINGS



Merchant Services

Key achievements & business update

Online payments: Fast materialization of the **commercial synergies with DRWP** acquired in 2017, in particular in Travel with end-to-end online e-commerce solutions sold to:

- FASTBOOKING (4,500 hotels, 90 countries)
- HoltelsPro (40 offices)

Renewal of **Worldline India contract with Axis Bank**

Significant orders received for the **VALINA** unattended payment terminal, in particular from SV365 in the UK



Financial Services

Key achievements & business update

- Worldline's **Trusted Authentication** solution sold to 4 new European banks
- **PSD2 compliant Worldline Digital Banking Platform** being implemented for 16 banks to date
- **Instant payments:**
 - Diamis's CRISTAL software sold to Banco BPM
 - KNAB bank to use Worldline's instant payment clearing & settlement systems and back-office processing
 - 18 contracts signed to date
 - Including 8 new contracts signed in Q3 2018



Mobility & e-Transactional Services

Key achievements & business update

In **eConsumer & Mobility**, Worldline omni-channel consumer engagement platform "**Contact**" sold to an insurance company in the UK and to a major French bank.

In **e-Ticketing**,

- Mobile point-of-sale system "**@Station**" sold to a large UK rail franchise.
- Dijon **Tap2Use** open payment solution extended from tramways to bus lines.

Worldline **Track & Trace** solution successfully sold as part of the rollout of the **EU Tobacco Product Directive**.

CONCRETE EXAMPLES

of successful online developments

following the acquisition of DRWP end of 2017

**Full Service
Worldline Online
Payment Acceptance**
covering gateway
& commercial acquiring

- End-to-end online payment solution
- Maximum payment methods
- Like-for-like settlement currencies

FASTBOOKING

THINK DIRECT

4,500
hotels

90+
countries



HotelsPro.com


Global Travel Wholesaler

23,000
travel
agents

40
offices

VALINA

First all-in-one device merging vertical business applications and payment functionalities...



All-in-one



User-Friendly
Android device



Low Cost of
ownership



Small
footprint



Easy integration
indoors
& outdoors

**Device already live in the UK, in Belgium and in the Netherlands
and very promising pipeline of commercial opportunities**

**...Creating value
for a broad range
of use cases
through open
Android app.
ecosystem**

Vending machines

- Shared public transport infrastructures
- Carwash
- Luxury products (Tiffany)

Kiosks

Heavy (retail oriented robot with payment capabilities)

Energy

- eCar charger
- ePump & Wallet

Transport

In trains, trams...

Parking

With partners

AWARDS & RECOGNITION



**Merchant
Services**



**Financial
Services**



**Mobility
& e-Transactional
Services**

FORRESTER®

**Worldline, ranked as
a Strong Performer**

in The Forrester Wave™: Global
Merchant Payment Providers, Q4
2018 (1)



**E-BANKING
& M-BANKING CATEGORY**
WL Digital Customer Onboarding

**CYBERSECURITE
CATEGORY**
WL Mobile Intrusion Protection

**NEO-BANQUES
CATEGORY**
**WL 1-Click Card Issuing
Processing**



**Evolved blockchain
vision** and client
engagement model

**Mature agricultural
product** tracking
solution



Worldline in the TOP 1% companies the most involved in CSR topics



ecovadis

FIRST WORLDLINE E-PAYMENTS CHALLENGE

48h of co-innovation with Fintechs and our clients

7 clients

15 Fintechs

12 Worldline assets & APIs



8 open innovation challenges

- 1 Seamless in-store payment experience  CopSonic Ultrasonic Authentication **Ultrasound Payments**
- 2 Reinvent the loyalty management interface  netclearance **Bluetooth & Loyalty Management Platform**
- 3 Seamless guest consumption experience  iBilly **Facial Recognition**
- 4 Community payments  Billee **Community Payments**
- 5 Direct carrier billing revolution  SSP Software & Content Services **Instant Payments**
- 6 Explore the potential of "charge cards"  divido **Consumer Credit Platform**
- 7 Digitized fleet cards management  CopSonic Ultrasonic Authentication **Ultrasound Payments**
- 8 B2B e-commerce payments  Velvet **Blockchain based Escrow Services**

CONCLUSION

THIRD QUARTER 2018

Gilles Grapinet
CEO Worldline

Q3 2018 KEY TAKEAWAYS



Very solid Q3 2017 revenue growth, in line with Company's full-year objectives

All 2018 objectives confirmed



After 5 months of market feedback, recognition of the **SIX Payment Services and Worldline merger** as:

- **A game changing combination** for cross border acquiring
- A clear **proof point of the market consolidation acceleration**
- A **step change** for the **Merchant Services business of Worldline.**



Pre integration of SIX Payment Services within Worldline fully on track

Q&A SESSION

THIRD QUARTER 2018

Gilles Grapinet
CEO Worldline

THANK YOU

For more information, please contact:

David Pierre-Kahn,
Head of Investor Relations

T +33 1 34 34 90 66 | M+ 33 6 28 51 45 96

david.pierre-kahn@worldline.com

FINANCIAL COMMUNICATION

Worldline