

Alipay+ in E-Commerce

Quick guide

Digital Payments
for a Trusted World

Alipay+ 

Welcome to Alipay+

LET'S GO!

Alipay+ is considered a master wallet and offers mobile payment solutions in the form of many different wallets.

On the following pages, you will discover step by step how easy it is to pay with Alipay+ in e-commerce.

**For more information, visit:
worldline.com/merchant-services/alipayplus**

SHOPPING WITH YOUR COMPUTER

1

Customer wants to pay with Alipay+


During the checkout process of an online order, your customer selects Alipay+ as their payment method in the payment window.



2

Alipay+ QR Code is generated

A QR code is generated automatically and appears in the payment window.



3 A

Scan QR code

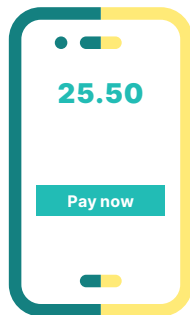
The customer scans the QR code with their preferred app.



3 B

Information about the transaction

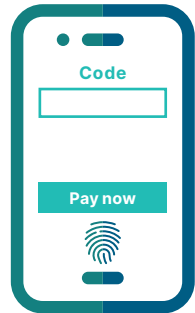
After the customer has scanned the QR code the transaction details will then be displayed in the app.



4

Confirm payment

The customer uses his predefined approval method (such as PIN, fingerprint, face recognition) to confirm the payment in the app.



5

Confirmation received

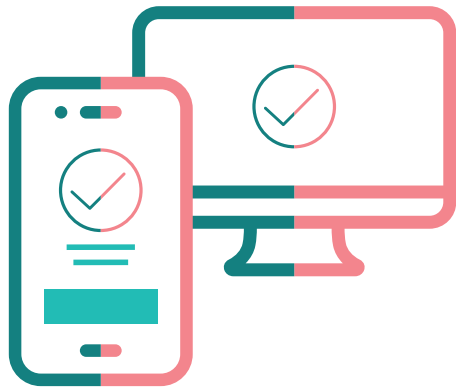
You will receive confirmation of successful payment from your payment service provider as usual and where appropriate from your shop system.



6

Customer receives a confirmation

The customer receives payment confirmation in his/her app and is directed back to your webshop.



SHOPPING WITH YOUR SMARTPHONE

1

Customer wants to pay with Alipay+

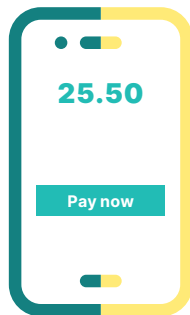
The customer scans the QR code with their preferred app. Afterwards, all available wallets are displayed. The customer selects his preferred wallet.



2

Information about the transaction

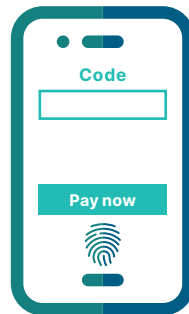
The transaction details are displayed to the customer for review in the selected app.



3

Confirm payment

The customer uses his predefined approval method (such as PIN, fingerprint, face recognition) to confirm the payment in the app.



4

Confirmation received

You will receive confirmation of successful payment from your payment service provider as usual and where appropriate from your shop system.



5

Customer receives a confirmation

The customer is redirected to
the payment confirmation
page and the payment is complete.



The important points in brief



Simplified checkout process

The payment process is easier for your customers as they don't have to re-enter their data each time for every order.



Internet connection required

Your customers need a wireless network or WLAN connection on their smartphone in order to make an Alipay+ payment.



QR code

A QR code is generated automatically and appears in the payment window.



QR code scanner

In order to use the QR code scanner, your customer needs to have activated the smartphone camera on their selected app.

Your local point of contact can be found at: worldline.com/merchant-services/contacts

